

SERVICE MANUAL

C-2a

PRE-AMPLIFIER



004375

SINCE 1887



YAMAHA

NIPPON GAKKI CO., LTD. HAMAMATSU, JAPAN

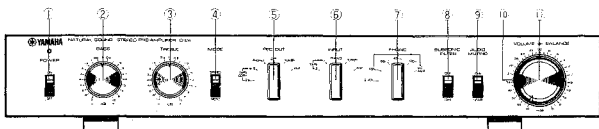
NOV. '78 2.2K T.T.  Printed in Japan

CONTENTS

PANEL OPERATION	2
PACKAGE INSTRUCTION	4
COMPONENTS LOCATION	5
PARTIAL DISASSEMBLY	6
BLOCK DIAGRAM/LEVEL DIAGRAM	7
SPECIFICATIONS	8
ADJUSTMENT	9
ADJUSTING POINTS	10
CIRCUIT BOARDS	11
SCHEMATIC DIAGRAM	12

PANEL OPERATION

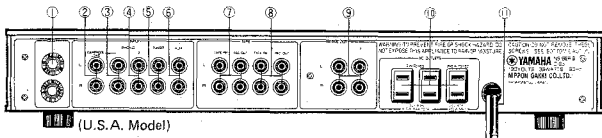
FRONT PANEL



- | | |
|--------------------------|-------------------------|
| ①POWER Switch | ⑦PHONO Selector Switch |
| ②TONE CONTROL (BASS) | ⑧SUBSONIC FILTER Switch |
| ③TONE CONTROL (TREBLE) | ⑨AUDIO MUTING Switch |
| ④MODE Switch | ⑩BALANCE Control |
| ⑤REC OUT Selector Switch | ⑪VOLUME Control |
| ⑥INPUT Selector Switch | |

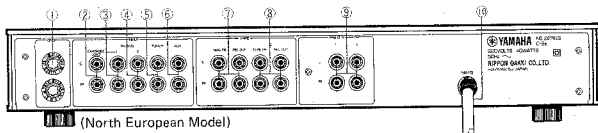
REAR PANEL

U.S. and CANADIAN Models



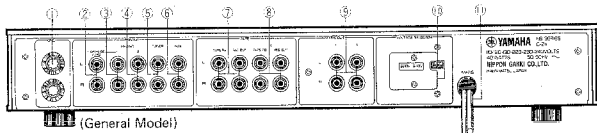
- | | |
|-------------------------------|----------------------|
| ①Ground Terminals | ⑦TAPE 1 PB/REC Jacks |
| ②PHONO-1 CARTRIDGE LOAD Jacks | ⑧TAPE 2 PB/REC Jacks |
| ③PHONO-1 Input Jacks | ⑨PRE OUT 1,2 Jacks |
| ④PHONO-2 Input Jacks | ⑩AC OUTLETS |
| ⑤TUNER Input Jacks | ⑪AC Power Cord |
| ⑥AUX Input Jacks | |

NORTH EUROPEAN, BRITISH and AUSTRALIAN Models



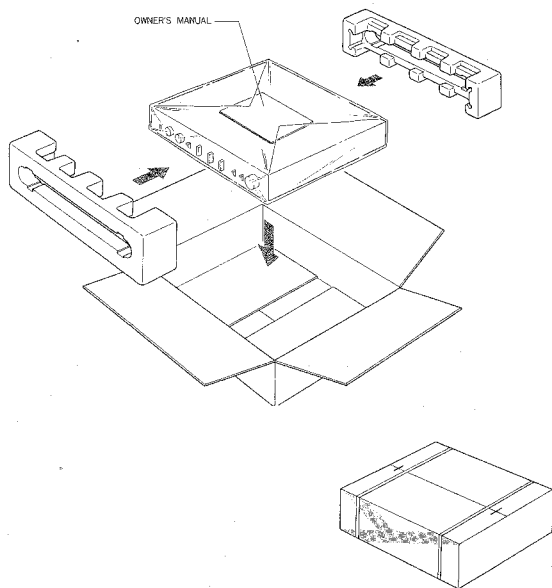
- | | |
|--------------------------------|-----------------------|
| ① Ground Terminals | ⑥ AUX Input Jacks |
| ② PHONO-1 CARTRIDGE LOAD Jacks | ⑦ TAPE 1 PB/REC Jacks |
| ③ PHONO-1 Input Jacks | ⑧ TAPE 2 PB/REC Jacks |
| ④ PHONO-2 Input Jacks | ⑨ PRE OUT 1,2 Jacks |
| ⑤ TUNER Input Jacks | ⑩ AC Power Cord |

GENERAL and EUROPEAN Models



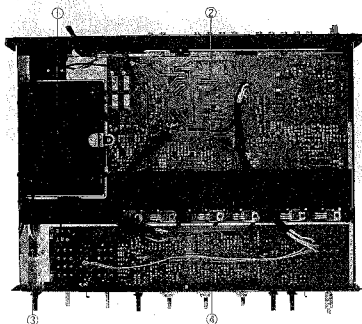
- | | |
|--------------------------------|-----------------------|
| ① Ground Terminals | ⑦ TAPE 1 PB/REC Jacks |
| ② PHONO-1 CARTRIDGE LOAD Jacks | ⑧ TAPE 2 PB/REC Jacks |
| ③ PHONO-1 Input Jacks | ⑨ PRE OUT 1,2 Jacks |
| ④ PHONO-2 Input Jacks | ⑩ VOLTAGE SELECTOR |
| ⑤ TUNER Input Jacks | ⑪ AC Power Cord |
| ⑥ AUX Input Jacks | |

PACKAGE INSTRUCTION




COMPONENTS LOCATION

TOP VIEW



- ① Power Transformer
- ② EQ C. Board
(Canadian : NA07186)
(N. European, British and European : NA07187)
(General and Australian : NA07188)
(U.S.A. : NA07237)
- ③ Power Switch
- ④ Tone Control C. Board
(NA07236)

BOTTOM VIEW



- ① MC Shield
- ② Phono Selector Switch
- ③ Input Selector Switch
- ④ Rec out Selector Switch
- ⑤ EQ C. Board
(Canadian : NA07186)
(N. European, British and European : NA07187)
(General and Australian : NA07188)
(U.S.A. : NA07237)
- ⑥ Fuse (F201, F202)
- ⑦ Power Transformer
- ⑧ Fuse
- ⑨ Volume/Balance VR
- ⑩ Audio Muting Switch
- ⑪ Subsonic Filter Switch
- ⑫ Tone Control C. Board
(NA07236)
- ⑬ Mode Switch
- ⑭ Treble VR
- ⑮ Bass
- ⑯ Power Switch

PARTIAL DISASSEMBLY

1. Removing the Bottom Cover

Remove screws ① through ⑦ in photo 1.




Photo 1

2. Removing the Case

- (1) Remove knobs BASS, TREBLE, REC OUT, INPUT, PHONO, VOLUME, BALANCE by loosening the set screws with a 1.5φ hexagonal wrench.
- (2) Remove screws ① ~ ⑪ in photo 2.
- (3) Pull out LED (Power supply indicator lamp) connector #2 in photo 3.
- (4) Pull chassis out gently from the case and front panel which are constructed as a unit.




Photo 2




Photo 3

3. Removing MC shield

- (1) Remove screws ① and ②
 - (2) Lift the side frame of the MC shield and push to the left.
- The hook is detached and MC shield is removal.




Photo 4

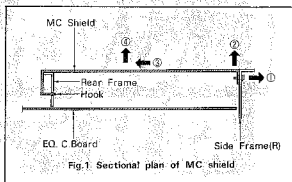
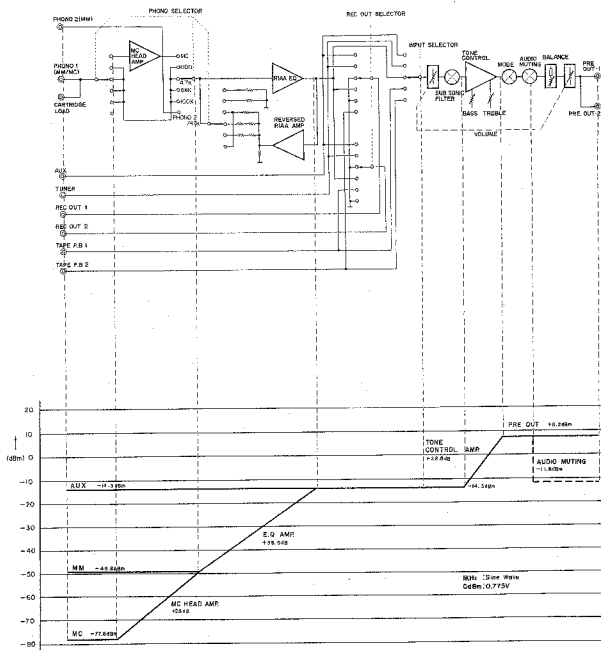


Fig. 1 Sectional plan of MC shield

BLOCK DIAGRAM/LEVEL DIAGRAM


SPECIFICATIONS

Input Sensitivity/Impedance (at 1kHz)

PHONO-1 (MM)	2.5mV/100 Ω , 47k Ω , 68k Ω , 100k Ω
PHONO-1 (MC)	100 μ V/50 Ω
PHONO-2	2.5mV/47k Ω
AUX, TUNER, TAPE-1, 2	150mV/47k Ω

Maximum Input Level

PHONO-1, 2 (MM) 350mV at 1kHz

0.01% T-H-D

PHONO-1 (MC) 10mV at 20kHz

0.03% T-H-D

AUX, TUNER, TAPE-1, 2 1V at 20Hz to 20kHz

0.01% T-H-D

Output Level/Impedance (at 1kHz)

PRE OUT-1, 2 2.0V/250 Ω

REC OUT-1, 2 150mV/100 Ω

Maximum Output Level (20 to 20,000Hz)

PRE OUT-1, 2 15V/0.01% T-H-D

REC OUT-1, 2 15V/0.01% T-H-D

Total Harmonic Distortion Ratio (20 to 20,000Hz)

PHONO-1, 2 (MM) to REC OUT-1, 2
less than 0.003% (10V
output)

PHONO-1 (MC) to REC OUT-1, 2
less than 0.01% (1V
output)

AUX, TUNER, TAPE-1, 2 to PRE OUT-1, 2
less than 0.003% (10V
output)

Total Harmonic Distortion Ratio by HP-1B Audio Analyzer

PHONO 1, 2 (MM) to REC OUT (20 to 20,000Hz)
less than 0.0007% (1.5V output)

AUX, TUNER to PRE OUT (20 to 20,000Hz)
less than 0.0007% (2V output)

RIAA Deviation

PHONO-1, 2 20 to 20,000Hz \pm 0.2dB

PHONO-1 (MC) 20 to 20,000Hz \pm 0.3dB

Frequency Response

AUX, TUNER, TAPE-1, 2 10Hz to 100kHz \pm 0.2dB

Tone Control Characteristics

BASS Turnover Frequency 350Hz

BASS Boost/Cut \pm 10dB at 20Hz

TREBLE Turnover Frequency 3.5kHz

TREBLE Boost/Cut \pm 10dB at 50kHz

Subsonic Filter Characteristics 15Hz, 12dB/oct

Audio Muting -20dB

Signal-to-Noise Ratio (IHF A-Weight)

PHONO-1, 2 better than 92dB

PHONO-1 (MC) better than 78dB

AUX, TUNER, TAPE-1, 2 better than 105dB

Residual Noise less than 0.03 μ V
(Vol min.)

Channel Separation

PHONO-1, 2 (MM) to PRE OUT-1, 2
90dB (Vol.max.1kHz
0 Ω shorted)

PHONO-1 (MC) to PRE OUT-1, 2
60dB (Vol.max.1kHz
0 Ω shorted)

AUX, TUNER, TAPE-1, 2 to PRE OUT-1, 2
90dB (Vol.max.1kHz
1k Ω shorted)

Power Supply

U.S.A. & Canadian Models 120V AC, 60Hz

European & General Models 110/130V, 220/240V

AC, 50/60Hz

North European Model 220V AC, 50Hz

British & Australian Models 240V AC, 50Hz

Power Consumption 36W

AC Outlet SWITCHED x2

(U.S.A. & Canadian Models) Total 400W max.

UNSWITCHED x1

Total 400W max.

Dimensions (WxHxD) 435x72x320mm

(17"x2-5/8"x12-19/32")

Weight 7.9kg

(17 lbs 6 oz)

Specifications subject to change without notice.

ADJUSTMENT

PRIOR TO ADJUSTMENT

- Adjustment is to be carried out only after 3 or 4 minutes have passed following switch-on of power, and when the amplifier's operation stabilizes.
- The volume knob should be set to minimum.

Step	Adjustment Items	Adjustment	Terminals/Test point	Rating or Standard	Instrument
1	Power supply voltage	VR207 (+B) VR208 (-B)	TP9(+)-TP10(-) (+B) TP8(-)-TP10(+)-TP10(-) (-B)	+40V ± 0.2V -40V ± 0.2V	Digital multi meter
2	Checking muting operations		Check and confirm that relays are ON in 4 through 7 seconds after power ON, and that the collector voltage of TR262 is 36V ± 3V.		
3	Distortion Adj. of MC amp. section	VR201 (Lch) VR202 (Rch)	Input PHONO 1 Output REC OUT Oscillator (20KHz) Rg 22Ω (Refer to Fig.2) Switches INPUT PHONO PHONO .. MC AMP REC OUT ... PHONO	Adjust so that distortion will be minimum.	Oscillator Distortion meter
4	DC offset of equalizer section	VR203 (Lch) VR204 (Rch)	TP1(+)-TP2(-) (Lch) TP3(+)-TP2(-) (Rch)	0 ± 200mV	Digital multi meter
5	Idling current of equalizer section	VR205 VR206	TP6(+)-TP7(-) TP4(+)-TP5(-)	23mV ± 10mV	Digital multi meter
6	DC offset of Tone control section	VR501 (Lch) VR502 (Rch)	TP3(+)-TP2(-) (Lch) TP1(+)-TP2(-) (Rch) Knobs and Switches BALANCE Center VOLUME Max. AUGIC MUTING 0dB SUBSONIC FILTER OFF MODE STEREO TREBLE Center BASS 10dB	0 ± 25mV	Digital multi meter

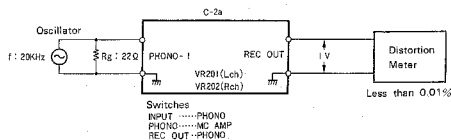
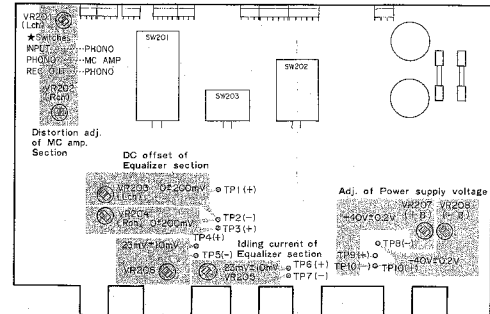


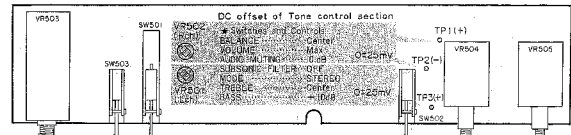
Fig.2 Distortion adj. of MC amp. section

ADJUSTING POINTS

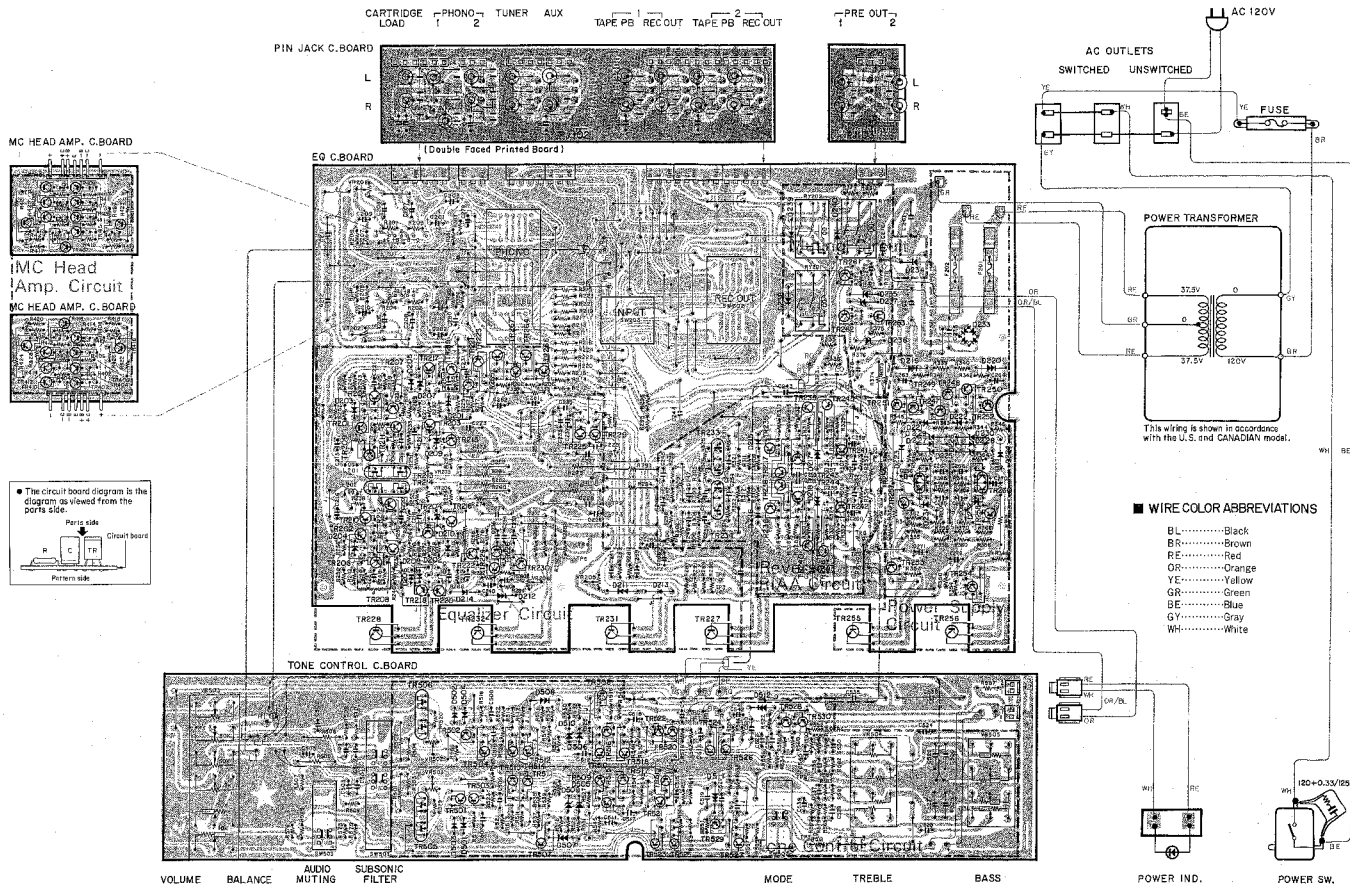
EQ C. Board



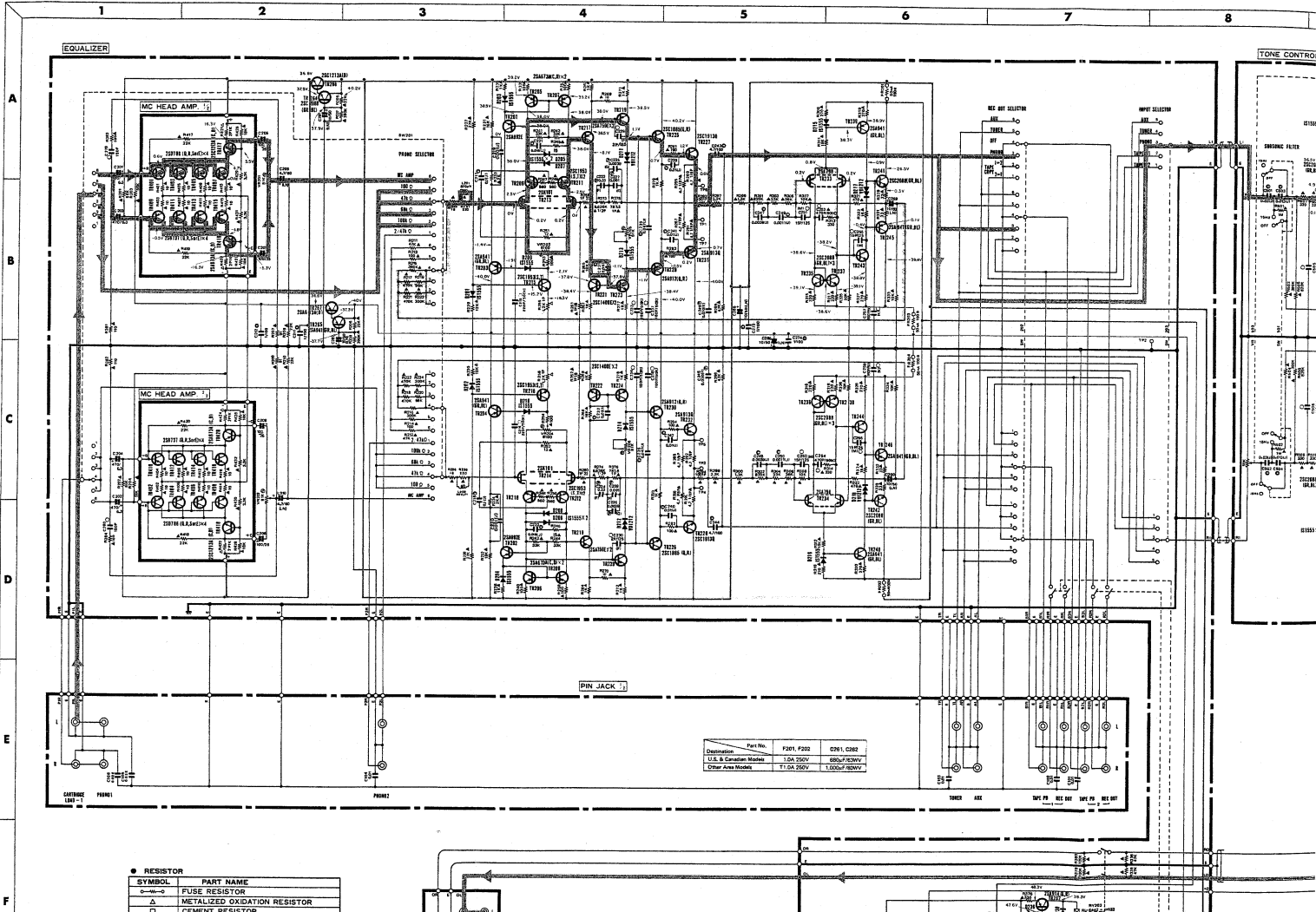
Tone Control C. Board



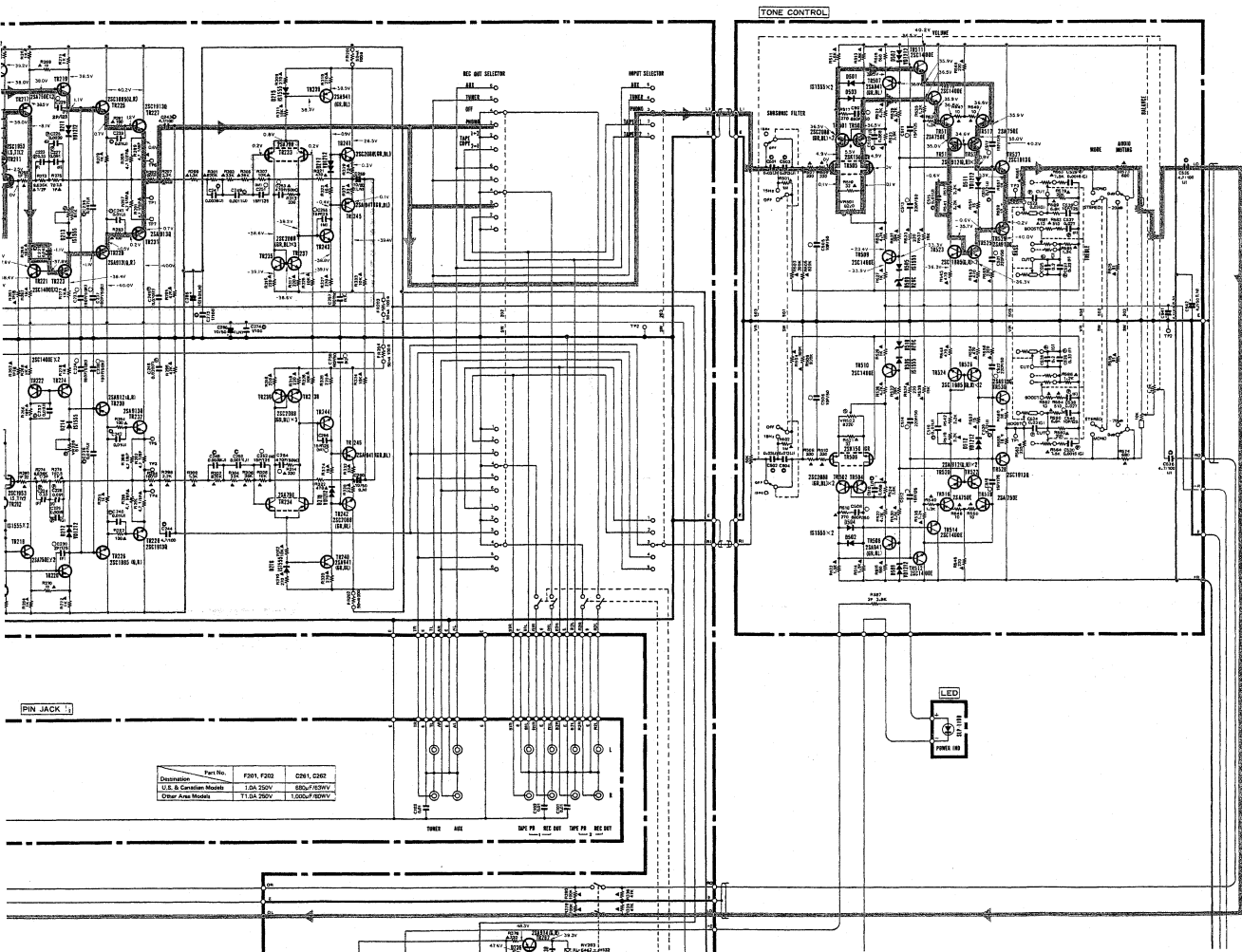
CIRCUIT BOARDS











SCHEMATIC DIAGRAM

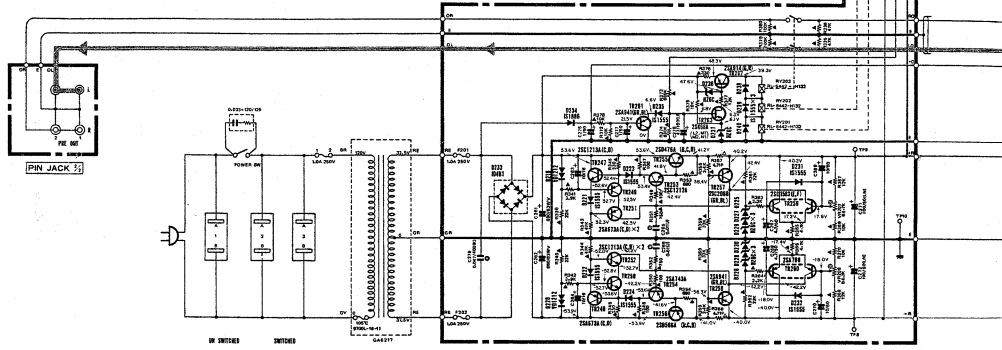
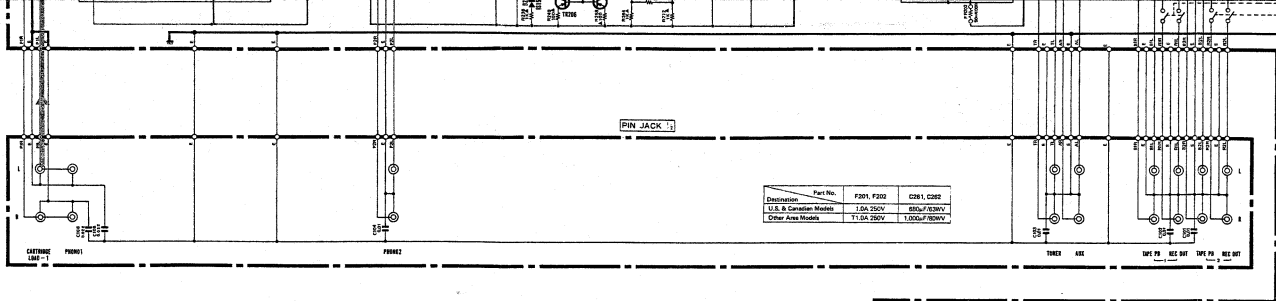


4 5 6 7 8 9 10 11

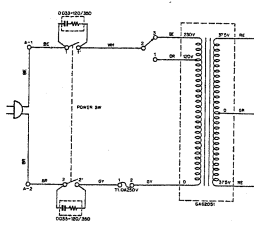


Part No.	FM1, FM2	CM1, CM2
Destination	1.5A 250V	1.000P 350V
U.S. & Canadian Models	1.5A 250V	1.000P 350V
Other Area Models	1.5A 250V	1.000P 350V

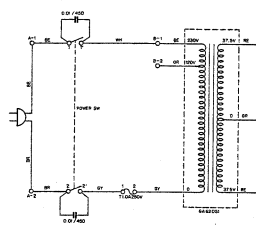
-  25A673
25C1215
-  25A750
25A912
25A941
25A992
25C977
25C1400
25C1065
25C2098
25C786
-  25K6BA
-  25A743
25A914
25C1212
25C1953
-  25S566
25C976
-  25A915
25C1915
-  B0CEB
25A769
25C1985
- 



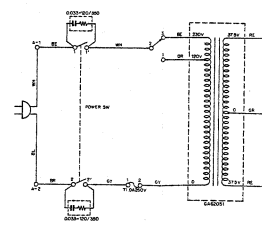
European Model



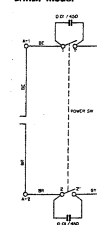
North European Model



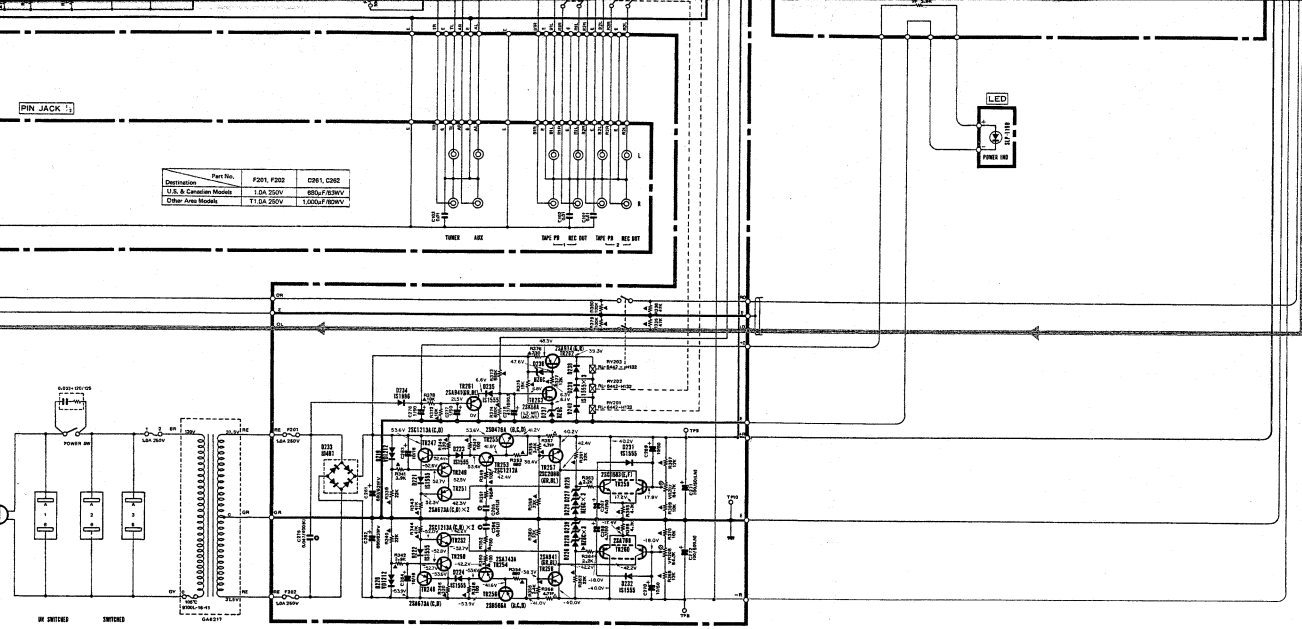
General Model



British Model

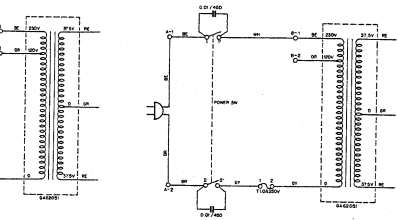


Yamaha 6

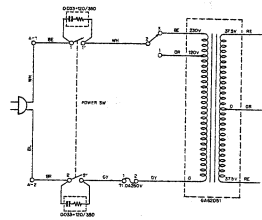


- 2SC1908
- D 8 S
2SK68A
- 2SA743
- 2SA744
- 2SC1912
- 2SC1553
- 2SD566
- 2SD476
- 2SA913
- 2SC1913
- 8CFC8
- 2SA798
- 2SC1583
- D 8 S
2SK10
- D 8 S
2SK150
- VD1212
- IS1555
- IS1886
- H2C
- ID4BI

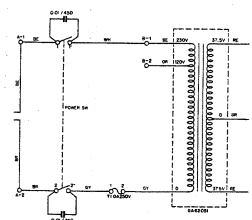
North European Model



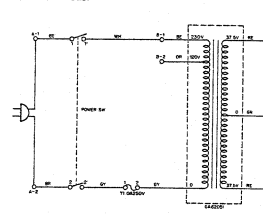
General Model



British Model



Australian Model



PARTS LIST

C-2a

PRE-AMPLIFIER

SINCE 1887



YAMAHA

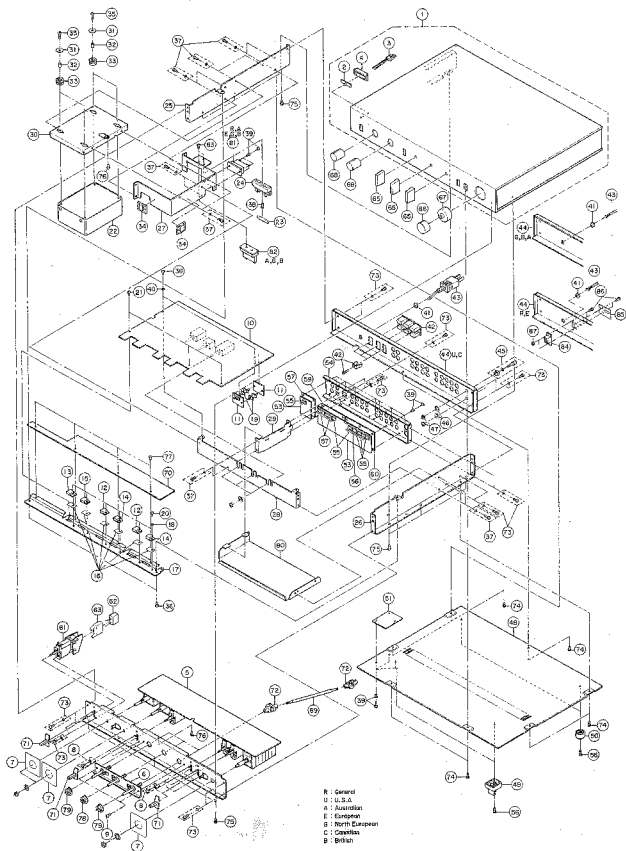
NIPPON GAKKI CO., LTD. HAMAMATSU, JAPAN

004375



Printed in Japan

EXPLODED VIEW



PARTS LIST

□ : New Parts

Ref. No.	Part No.	Description	(部 品 名)	Markets	Remarks
1	32 00 00 N B 08 81 00	Panel Unit	パネルユニット		
2	32 00 00 N A 06 80 00	LED Circuit Board	LEDシート		
3	32 00 00 M Z 07 40 20	LED Connector Ass'y	LEDコネクタ-Ass'y		
4	32 00 00 C B 07 72 60	LED Holder	LEDホルダー		
5	42 00 00 N A 07 23 60	Tone Control Circuit Board	トーンコントロールシート		
6	42 00 00 A A 09 45 50	Shaft Unit	シャフトユニット		
7	42 00 00 C A 08 84 40	Blind	ブラインド		
8	42 00 00 E K 31 00 10	Pan Head Semi Type Screw With Toothed Lock Washer M3×6S FCM3-B#	セムスナペナ小ネジ		
9	42 00 00 E N 33 00 20	Blind Head Tapping Screw 3×6 FCM3-B#	2種ミン 鉄バインドタッピングネジ		
10	32 00 00 N A 07 18 50	EQ Circuit Board J	イコライザーシート	J	
	32 00 00 N A 07 18 60	-do.- C	#	C	
	32 00 00 N A 07 18 70	-do.- E,G,B	#	E,G,B	
	32 00 00 N A 07 18 80	-do.- R,A	#	R,A	
	32 00 00 N A 07 23 70	-do.- U	#	U	
11	32 00 00 N A 07 18 90	MC Head Amp Circuit Board	MCヘッドアンプシート		
12	42 00 00 I A 09 13 20	Transistor 2SA913 Q	トランジスター		TR231, TR232
13	42 00 00 I B 05 66 20	-do.- 2SB598A B,C,D	#		TR256
14	42 00 00 I C 19 13 20	-do.- 2SC1913 Q	#		TR227, TR228
15	42 00 00 I D 04 76 20	-do.- 2SD476 B,C,D	#		TR255
16	42 00 00 L 00 02 70	Mica Base AC229	マイカーベース		
17	42 00 00 B A 07 44 50	Main Radiator	メインラジエーター		
18	42 00 00 C B 07 26 80	Bush	絶縁ブッシュ		
19	42 00 00 C B 08 99 00	P.C.B Spacer	P.C.Bスパーサ		
20	42 00 00 E K 31 00 60	Pan Head Semi Type Screw M2.6×8 FCM3-B#	セムスナペナ小ネジ		
21	42 00 00 E I 33 00 80	Blind Head Tapping Screw 3×6 FCM3-B#	鉄バインドタッピングネジ		
22	42 00 00 G A 62 04 00	Power Transformer J	電源トランス	J	
	42 00 00 G A 62 05 10	-do.- R,A,E,G,B	#	R,A,E,G,B	
	42 00 00 G A 62 17 00	-do.- U,C	#	U,C	
23	42 00 00 K B 00 03 30	Fuse T1.0A 250V J,R,A	ヒューズタイラッシュ	J,R,A	
	42 00 00 K B 00 07 30	-do.- T1.0A 250V E,G,B	ヒューズ⊗タイムラグ	E,G,B	
	42 00 00 K B 00 10 20	-do.- 1.0A 250V U,C	ヒューズULSS-2	U,C	
24	32 00 00 L B 20 12 10	Fuse Holder 1PFH J,R,U,A,C	ヒューズホルダー	J,R,U,A,C	
	32 00 00 L B 20 14 70	-do.- 1P.M E,G,B	#	E,G,B	
25	32 00 00 A A 09 45 60	Side Frame (L)	サイドフレーム (L)		
26	32 00 00 A A 09 45 70	-do.- (R)	# (R)		
27	32 00 00 A A 09 46 80	Frame (L)	フレーム (L)		
28	32 00 00 A A 09 45 90	-do.- (R)	# (R)		
29	32 00 00 A A 09 46 00	Rear Frame	リヤフレーム		
30	32 00 00 A A 09 46 10	Holder for Transformer	トランスホルダー		
31	32 00 00 A A 09 46 40	Washer	防振ワッシャ		
32	32 00 00 B B 06 77 20	Anti Vibration Collar	防振カラー		
33	32 00 00 C B 08 85 20	Anti Vibration Rubber	防振ゴム		
34	32 00 00 C B 08 84 90	Cord Crimper	コードクランパ		
35	42 00 00 E D 34 01 20	Blind Head Screw 4×12 FCM3-B#	鉄バインド小ネジ		
36	42 00 00 E N 33 00 20	Blind Head Tapping Screw 3×6 FCM3-B#	2種ミン 鉄バインドタッピングネジ		

※ : New Parts

Ref. No.	Part No.	Description	(部 品 名)	Markets	Remarks
37	42 00 00 E K 31 00 10	Flat Head Semi Tapping Screw M3×6 FCM3-BZ	セムスナベ小ネジ		
38	42 00 00 E N 32 00 20	Flat Head Tapping Screw M3×10 FCM3-BZ	2種ミソナベタッピングネジ		
39	42 00 00 C B 06 88 80	Plastic Rivet	プラスチックリベット		
40	42 00 00 E V 42 00 30	Toothed Lock Washer 3S ZMC2-Y	外面形歯付産金		
41	42 00 00 C B 07 27 50	Cord Stopper SR-4N-4 J.R.E.G.B	コードストッパー	J,R,E,G,B	
	42 00 00 C B 08 86 30	-do.- SR-3P-4 U.A.C	"	U.A.C	
42	42 00 00 L B 20 07 10	AC Outlet J,U,C	AC アウトレット	J,U,C	
43	42 00 00 MG 00 06 80	AC Cord J	電源コード	J	
	42 00 00 MG 00 07 80	-do.- R	"	R	
	42 00 00 MG 00 07 90	-do.- A	"	A	
	42 00 00 MG 00 08 40	-do.- U.C	"	U.C	
	42 00 00 MG 00 08 60	-do.- E.G	"	E,G	
	42 00 00 MZ 07 28 90	AC Cord Ass'y Use to BS B	"	B	
※	44 32 00 00 A A 09 47 40	Rear Panel J	J	リアパネル	J
※	32 00 00 A A 09 47 50	-do.- R	R	"	R
※	32 00 00 A A 09 47 60	-do.- U,C	U,C	"	U,C
※	32 00 00 A A 09 47 70	-do.- A	A	"	A
※	32 00 00 A A 09 47 80	-do.- E	E	"	E
※	32 00 00 A A 09 47 90	-do.- G	G	"	G
※	32 00 00 A A 09 48 00	-do.- B	B	"	B
※	45 32 00 00 N B 08 26 40	Earth Terminal Ass'y	アース端子 Ass'y		
46	42 00 00 E V 41 00 80	Toothed Lock Washer 8S	歯付産金内面形		
47	42 00 00 E V 10 08 00	Hexagonal Nut M6×0.75	六角ナット		
※	48 32 00 00 A A 09 46 20	Bottom Cover	ボトムカバー		
49	42 00 00 C B 07 85 40	Leg	脚		
50	42 00 00 C B 07 28 70	-do.-	"		
※	51 32 00 00 C B 08 85 40	Isolation Plate	絶縁板		
52	42 00 00 E N 33 00 10	Blind Head Tapping Screw 3×8 FCM3-BZ	鉄バンドタッピングネジ 2種ミソ		
※	53 32 00 00 N A 07 19 00	Pin Jack Circuit Board	ピンジャックシート		
※	54 32 00 00 A A 08 15 40	Rear Shield	リヤシールド		
※	55 42 00 00 L B 30 08 60	Gold Plated Connector 3P	コネクタコン金メッキ		
※	56 42 00 00 L B 40 05 30	-do.- 4P	"		
※	57 42 00 00 L B 50 03 50	-do.- 5P	"		
※	58 42 00 00 L B 40 05 50	Gold Plated Pin Jack 4P	ピンジャック金メッキ		PJ103
※	59 42 00 00 L B 60 28 30	-do.- 8P	"		PJ101
※	60 42 00 00 L B 60 28 40	Short Gold Plated Pin Jack 10P	ショートピンジャック金メッキ		PJ102
※	61 42 00 00 K A 20 08 30	Lever Switch TV-5 J,U	レバーSW	J,U	
	42 00 00 K A 20 07 80	-do.- SY04-3 R,A,E,G,B	"	R,A,E,G,B	
62	42 00 00 F Z 00 01 10	Spark Killer Capacitor 125V 0.033+120	スパークキラー	J,U	
	42 00 00 F Z 00 05 40	-do.- ^{DC550V} AC350V 0.033+120	"	R,E	
	42 00 00 F Z 00 11 20	-do.- 125V 0.033+120	"	C	
※	42 00 00 F Z 00 15 80	-do.- ^{LONG-LEA} 450V AC 0.01	"	G,B	
63	42 00 00 C B 07 21 90	Cover of Capacitor 820828	コンデンサカバー	J,R,U,E	
	42 00 00 C B 08 19 40	-do.- SB-0832E-A	"	C	
※	42 00 00 C B 08 86 90	-do.- SB-0866	"	G,B	

: New Parts

Ref. No.	Part No.	Description	(部 品 名)	Markets	Remarks
84	42:00:00:LB:10:01:80	Short Plug	ショートプラグ		
85	32:00:00:BA:06:78:10	Switch Knob	SW ツマミ		REC OUT, INPUT PHONO
86	32:00:00:BA:07:44:30	Volume Knob	VOL ツマミ		VOLUME
87	32:00:00:BA:07:44:40	Valance Knob	バランスツマミ		BALANCE
88	32:00:00:BA:07:44:90	Tone Knob	トーンツマミ		BASS TREBLE
69	32:00:00:BA:07:44:70	Extension Shaft	延長シャフト		
70	32:00:00:BA:07:44:60	Sub Radiator	サブラジエター		
71	32:00:00:CB:07:59:90	Lever Knob	レバーツマミ		POWER MODE SUBSONIC FILTER AUDIO MUFFING
72	32:00:00:CB:07:79:40	Joint	ジョイント		
73	42:00:00:EK:31:00:10	Pan Head Smith Type Screw With Toothed Lock Washer	M3×6S FCM3-Bz	セムスナベ小ネジ	
74	42:00:00:EN:33:00:20	Bind Head Tapping Screw	3×6 FCM3-Bz	2 横ミソ 鉄バインドタッピングネジ	
75	42:00:00:EN:33:00:10	-do-	3×8 FCM3-Bz	2 横ミソ 鉄バインドタッピングネジ	
76	42:00:00:EK:05:00:10	Flat Head Tapping Type B Right Screw	3×8S ZMC2-Y	ナベタップタイト	
77	42:00:00:EB:33:00:80	Flat Head Screw	M3×6S ZMC2-Bz	鉄サラ小ネジ	
78	32:00:00:CB:07:93:90	Limitor for Switch		SW リミット	
79	32:00:00:CB:08:40:90	-do-		SW リミット	
80	32:00:00:AA:09:48:60	MC Shield		MC シールド	
81	42:00:00:LA:00:29:50	Terminal MA0092		2P中継端子舎	R,A,E,G,B
82	42:00:00:LA:00:29:50	-do-		n	A,G,B
83	42:00:00:ED:33:00:60	Bind Head Screw	M3×6 FCM3-Bz	バインド小ネジ	A,G,B
84	42:00:00:KA:40:03:50	Slide Switch	4021-0111	スライDSW	R,E
85	42:00:00:CB:07:71:80	Stopper		ストッパー	R,E
86	42:00:00:ED:33:00:80	Bind Head Screw	M3×8S FCM3-Bz	バインド小ネジ	R,E
87	42:00:00:EV:10:03:00	Hexagonal Nut	M3 ZMC2-Y	六角ナット	R,E

※: New Parts

Ref. No.	Part No.	Description	(部 品 名)	Markets	Remarks
	320000NA 07 18 50	E.Q. Circuit Board	イコライザシート		
C201 C204	420000FJ 21 84 70	Electrolytic Capacitor Vert 470 μ F/6.3V	ケミコンタテ型		
C205 C206	420000FJ 24 81 00	-do.- 100 μ F/25V	"		
C208 C210	420000FV 26 84 70	-do.- 4.7 μ F/50V	" LN		
C211 C212	420000FC 10 81 00	MM Capacitor 1 μ F/100V	MMコン		
C215 C216	420000FD 21 22 20	Polystyrene Capacitor Vert 220pF/50V(K)	スチコンタテ型		
C217 C218	420000FA 15 51 00	Mylar Capacitor 0.1 μ F/50V MS(J)	マイラーコン		
C219 C220	420000FA 15 31 00	-do.- 0.001 μ F/50V MS(J)	"		
C221 C222	420000FA 15 41 80	-do.- 0.018 μ F/50V MS(J)	"		
C223 C224	420000FT 17 53 30	Polypropylene Film Capacitor 0.33 μ FF	ポリプロピレンフィルムコン		
C225 C226	420000FT 16 33 90	-do.- 0.0039 μ F(G)	"		
C227 C228	420000FT 17 49 10	-do.- 0.091 μ FF	"		
C229 C230	420000FF 06 02 00	Polystyrene Capacitor Vert 2pF/125V(F)	スチコンタテ型		
C231 C232	420000FA 15 41 00	Mylar Capacitor 0.01 μ F/50V MS(J)	マイラーコン		
C233 C234	420000FD 21 21 80	Polystyrene Capacitor Vert 180pF/50V(K)	スチコンタテ型		
C235 C236	420000FA 15 44 70	Mylar Capacitor 0.047 μ F/50V MS(J)	マイラーコン		
C237 C238	420000FD 21 21 80	Polystyrene Capacitor Vert 180pF/50V(K)	スチコンタテ型		
C239 C240	420000FA 15 41 00	Mylar Capacitor 0.01 μ F/50V MS(J)	マイラーコン		
C243 C244	420000FC 14 84 70	MM Capacitor 4.7 μ F/100V	MMコン		
C245 C246	420000FY 17 43 00	Polypropylene Film Capacitor 0.030 μ FF	ポリプロピレンフィルムコン		
C247 C248	420000FA 15 33 90	Mylar Capacitor 0.0039 μ F/50V MS(J)	マイラーコン		
C249 C250	420000FA 15 31 10	-do.- 0.0011 μ F/50V MS(J)	"		
C251 C252	420000FF 06 11 50	Polystyrene Capacitor Vert 15pF/125V(M)	スチコンタテ型		
C253 C254	420000FD 11 24 70	-do.- 470pF/50V(K)	"		
C255 C256	420000FF 06 11 50	-do.- 15pF/125V(M)	"		
C257 C258	420000FD 21 21 80	-do.- 180pF/50V(K)	"		
C259 C260	420000FV 26 71 00	Electrolytic Capacitor Vert 10 μ F/50V	ケミコンタテ型		
C261 C262	420000FZ 00 14 60	-do.- 680 μ F/6.3V	"	J.U.C	
C263 C264	420000FZ 00 17 10	-do.- 1000 μ F/80V	"	R,A,E,G,B	
C265 C266	420000FJ 23 71 00	-do.- 10 μ F/15V	"		
C267 C268	420000FA 15 41 00	Mylar Capacitor 0.01 μ F/50V MS(J)	マイラーコン		
C269 C270	420000FJ 16 84 70	Electrolytic Capacitor Vert 4.7 μ F/50V	ケミコンタテ型		
C271 C272	420000FJ 16 71 00	-do.- 10 μ F/50V	"		
C273 C274	420000FV 26 81 00	-do.- 100 μ F/50V	"		
C275 C276	420000FZ 00 06 70	MM Capacitor 0.047 μ F/400V(K)	MMコン		
C277 C278	420000FJ 26 61 00	Electrolytic Capacitor Vert 1 μ F/50V	ケミコンタテ型		
C279 C280	420000FJ 53 74 70	-do.- 47 μ F/16V	"		
C281 C282	420000FD 15 21 50	Polystyrene Capacitor Vert 150pF/50V(J)	スチコンタテ型		
C283 C284	420000FV 26 71 00	Electrolytic Capacitor Vert 10 μ F/50V	ケミコンタテ型		
C285 C286	420000FV 26 71 00	-do.- 10 μ F/50V	"		
R201 R204	420000HU 07 76 60	Metal Film Resistor 56K Ω	金属膜炭抵抗		
R205 R206	420000HU 07 72 20	-do.- 22K Ω	"		
R207 R208	420000HU 07 49 10	-do.- 91 Ω	"		
R209 R210	420000HU 07 72 20	-do.- 22K Ω	"		
R211 R212	420000HU 07 74 70	-do.- 47K Ω	"		

: New Parts

Ref. No.	Part No.	Description	(部 品 名)	Markets	Remarks
R213 R214	42:00:00:HU:07:51:00	Metal Film Resistor	RE35 100Ω	金属膜抵抗	
R216	42:00:00:HU:47:83:80	Metal Film Resistor	RE50 380KΩ	"	
R217 R218	42:00:00:HU:47:84:70	-do-	470KΩ	"	
R219 R220	42:00:00:HU:07:75:60	Metal Film Resistor	RE35 58KΩ	"	
R221 R222	42:00:00:HU:47:84:70	Metal Film Resistor	RE50 470KΩ	"	
R223 R224	42:00:00:HU:47:83:00	-do-	300KΩ	"	
R225 R226	42:00:00:HU:07:41:80	-do-	18Ω	"	
R227 R228	42:00:00:HU:07:72:70	Metal Film Resistor	RE35 27KΩ	"	
R229 R230	42:00:00:HU:07:71:20	-do-	12KΩ	"	
R231 R232	42:00:00:HU:07:71:80	-do-	16KΩ	"	
R233 R234	42:00:00:HU:07:62:00	-do-	2KΩ	"	
R235 R236	42:00:00:HU:07:61:00	-do-	1KΩ	"	
R239 R240	42:00:00:HU:07:51:00	-do-	100Ω	"	
R241 R242	42:00:00:HU:07:73:30	-do-	33KΩ	"	
R243 R244	42:00:00:HU:07:41:50	-do-	15Ω	"	
R245 R246	42:00:00:HU:07:55:80	-do-	560Ω	"	
R251 R252	42:00:00:HU:07:41:20	-do-	12Ω	"	
R253 R254	42:00:00:HU:07:51:00	-do-	100Ω	"	
R255 R256	42:00:00:HL:51:61:20	Metal Oxide Film Resistor	1P 1.2KΩ	酸化抵抗	
R257 R258	42:00:00:HU:07:51:00	Metal Film Resistor	RE35 100Ω	金属膜抵抗	
R259 R260	42:00:00:HZ:00:10:00	-do-	RP12 1P 22Ω	"	
R261 R262	42:00:00:HZ:00:11:60	-do-	RP12 1P 18Ω	"	
R263 R264	42:00:00:HU:07:61:00	Metal Film Resistor	RE35 1KΩ	"	
R265 R266	42:00:00:HU:07:71:80	-do-	18KΩ	"	
R267 R268	42:00:00:HU:07:61:00	-do-	1KΩ	"	
R269 R270	42:00:00:HU:07:41:00	-do-	10Ω	"	
R271 R272	42:00:00:HU:07:61:00	-do-	1KΩ	"	
R273 R274	42:00:00:HZ:00:09:90	Metal Film Resistor	RP23 1/2P 9.636KΩ	"	
R275 R276	42:00:00:HZ:00:09:80	-do-	RP12 1P 787.5Ω	"	
R277 R280	42:00:00:HU:07:61:00	-do-	RE35 1KΩ	"	
R281 R282	42:00:00:HZ:00:10:20	-do-	RP92 1/2P 4.7Ω	"	
R283 R284	42:00:00:HZ:00:10:10	-do-	RP12 1P 100Ω	"	
R285 R286	42:00:00:HU:07:74:70	-do-	RE35 47KΩ	"	
R287 R288	42:00:00:HU:07:62:20	-do-	2.2KΩ	"	
R289 R300	42:00:00:HU:07:61:30	-do-	1.3KΩ	"	
R301 R302	42:00:00:HU:57:88:20	Metal Film Resistor	820KΩ	"	
R303 R304	42:00:00:HU:07:73:30	-do-	RE35 33KΩ	"	
R305 R306	42:00:00:HU:07:73:60	-do-	36KΩ	"	
R307 R308	42:00:00:HU:07:71:00	-do-	RE35 10KΩ	"	
R309 R310	42:00:00:HU:07:52:70	-do-	270Ω	"	
R311 R312	42:00:00:HU:07:71:80	-do-	18KΩ	"	
R313 R314	42:00:00:HU:07:53:30	-do-	330Ω	"	
R315 R316	42:00:00:HU:07:52:20	-do-	220Ω	"	
R317 R320	42:00:00:HU:07:52:70	-do-	270Ω	"	
R321 R322	42:00:00:HU:07:54:70	-do-	470Ω	"	

※ : New Parts

Ref. No.	Part No.	Description	(部 品 名)	Markets	Remarks
R323	42.00.00.HU.07.41.50	Metal Film Resistor RE35 15Ω	金属被膜抵抗		
R325	42.00.00.HU.07.71.00	-do.- 10KΩ	#		
R327	42.00.00.HU.07.52.70	-do.- 270Ω	#		
R329	42.00.00.HU.07.43.30	-do.- 33Ω	#		
R333	42.00.00.HU.07.71.00	-do.- 10KΩ	#		
R335	42.00.00.HU.07.74.70	-do.- 47KΩ	#		
R337	42.00.00.HU.47.83.90	-do.- RE50 390KΩ	#		
R339	42.00.00.HU.07.72.20	-do.- RE35 22KΩ	#		
R340	42.00.00.HU.07.63.90	-do.- 3.9KΩ	#		
R341	42.00.00.HU.07.74.70	-do.- 47KΩ	#		
R342	42.00.00.HU.07.53.30	-do.- 330Ω	#		
R343	42.00.00.HU.07.51.00	-do.- 100Ω	#		
R344	42.00.00.HU.07.67.50	-do.- 750Ω	#		
R345	42.00.00.HU.07.58.80	-do.- 680Ω	#		
R346	42.00.00.HU.07.62.40	-do.- 2.4KΩ	#		
R347	42.00.00.HL.51.34.70	Metal Oxide Film Resistor 1P 4.7KΩ	酸化抵抗		
R349	42.00.00.HU.07.73.30	Metal Film Resistor RE35 33KΩ	金属被膜抵抗		
R350	42.00.00.HU.07.72.20	-do.- 22KΩ	#		
R353	42.00.00.HU.07.62.20	-do.- 2.2KΩ	#		
R354	42.00.00.HU.07.64.70	-do.- 4.7KΩ	#		
R355	42.00.00.HU.07.71.20	-do.- 12KΩ	#		
R356	42.00.00.HU.07.71.00	-do.- 10KΩ	#		
R357	42.00.00.HU.57.88.80	Metal Film Resistor 880KΩ	#		
R373	42.00.00.HU.07.71.80	Metal Film Resistor RE35 18KΩ	#		
R374	42.00.00.HU.07.53.30	-do.- 330Ω	#		
R375	42.00.00.HU.07.71.20	-do.- 12KΩ	#		
R376	42.00.00.HU.07.71.00	-do.- 10KΩ	#		
R377	42.00.00.HU.07.81.00	-do.- 100KΩ	#		
R378	42.00.00.HU.07.51.00	-do.- 100Ω	#		
R379	42.00.00.HW.89.51.00	Fuse Resistor 1/2P J,R,A,E,G,C,B 100Ω	ヒューズ抵抗	J,R,A,E G,C,B	
R380	42.00.00.HW.99.51.00	-do.- U 100Ω	#	U	
VR 201	42.00.00.HY.00.01.90	Variable Resistor CR-19R B1KΩ	メタルグレース VR		
VR 202	42.00.00.HY.00.05.40	-do.- B100Ω	#		
VR 203	42.00.00.HY.00.01.90	-do.- B1KΩ	#		
VR 204	42.00.00.HY.00.03.70	-do.- 84.7KΩ	#		
TR 201	42.00.00.IA.09.92.30	Transistor 2SA992E	トランジスタ		
TR 202	42.00.00.IA.09.41.00	-do.- 2SA941 GR,BL	#		
TR 203	42.00.00.IA.06.73.10	-do.- 2SA873A C,D	#		
TR 204	42.00.00.C.19.53.00	-do.- 2SC1953 S,T	#		
TR 212	32.00.00.E.10.16.00	FET 2SK101	FET		
TR 213	42.00.00.C.19.53.00	Transistor 2SC1953 S,T	トランジスタ		
TR 214	42.00.00.IA.07.50.20	-do.- 2SA750 E	#		
TR 215	42.00.00.C.14.00.20	-do.- 2SC1400 E	#		
TR 216	42.00.00.I.C.18.85.10	-do.- 2SC1885 Q,R	#		
TR 217	42.00.00.IA.09.12.10	-do.- 2SA912 Q,R	#		
TR 218					
TR 219					
TR 220					
TR 221					
TR 222					
TR 223					
TR 224					
TR 225					
TR 226					
TR 227					
TR 228					
TR 229					
TR 230					

※: New Parts

Ref. No.	Part No.	Description	(部 品 名)	Markets	Remarks
TR 223 TR 234	42:00:00 A:07:88:00	Deal Transistor 2SA798	デュアルトランジスタ		
TR 236 TR 238	42:00:00 C:20:88:00	Transistor 2SC2088 GR,BL	トランジスタ		
TR 240 TR 241	42:00:00 A:09:41:00	-do.- 2SA941 GR,BL	#		
TR 243 TR 244	42:00:00 C:20:88:00	-do.- 2SC2088 GR,BL	#		
TR 245 TR 246	42:00:00 A:09:41:00	-do.- 2SA941 GR,BL	#		
TR 247	42:00:00 C:12:13:10	-do.- 2SC1213A C,D	#		
TR 248 TR 249	42:00:00 A:06:73:10	-do.- 2SA673A C,D	#		
TR 250	42:00:00 C:12:13:10	-do.- 2SC1213A C,D	#		
TR 251	42:00:00 A:06:73:10	-do.- 2SA673A C,D	#		
TR 252	42:00:00 C:12:13:10	-do.- 2SC1213A C,D	#		
TR 253	42:00:00 C:12:12:00	-do.- 2SC1212A	#		
TR 254	42:00:00 A:07:43:00	-do.- 2SA743A	#		
TR 257	42:00:00 C:20:88:00	-do.- 2SC2088 GR,BL	#		
TR 258	42:00:00 A:09:41:00	-do.- 2SA941 GR,BL	#		
TR 259	42:00:00 C:15:83:00	Deal Transistor 2SC1583 E,F	デュアルトランジスタ		
TR 280	42:00:00 A:07:98:00	-do.- 2SA798	#		
TR 281	42:00:00 A:09:41:00	Transistor 2SA941 GR,BL	トランジスタ		
TR 282	42:00:00 A:09:14:10	-do.- 2SA914 Q,R	#		
TR 283	42:00:00 E:10:05:50	FET 2SK68A L2,M1 M2,N1	FET		
TR 284	42:00:00 C:20:88:00	Transistor 2SC2088 GR,BL	トランジスタ		
TR 285	42:00:00 A:09:41:00	-do.- 2SA941 GR,BL	#		
TR 286	42:00:00 C:12:13:40	-do.- 2SC1213A D	#		
TR 287	42:00:00 A:06:73:40	-do.- 2SA673A D	#		
D201 D210	42:00:00 F:00:00:40	Diode 1S1555	ダイオード		
D211 D212	42:00:00 F:00:07:70	Varistor VD1212	バリスタ		
D213 D216	42:00:00 F:00:00:40	Diode 1S1555	ダイオード		
D217 D230	42:00:00 F:00:07:70	Varistor VD1212	バリスタ		
D221 D224	42:00:00 F:00:00:40	Diode 1S1555	ダイオード		
D225 D230	42:00:00 F:00:05:70	Zener Diode HZ-6C	ツェナーダイオード		
D231 D232	42:00:00 F:00:00:40	Diode 1S1555	ダイオード		
D233	42:00:00 H:00:04:70	-do.- 1D4B1	#		
D234	42:00:00 F:00:02:50	-do.- 1S1888	#		
D235	42:00:00 F:00:00:40	-do.- 1S1555	#		
D236 D237	42:00:00 F:00:05:70	Zener Diode HZ-6C	ツェナーダイオード		
D238 D239	42:00:00 F:00:00:40	Diode 1S1555	ダイオード		
SW201	42:00:00 K:A:50:12:90	Rotary Switch (S)	ロータリー SW		
SW202	42:00:00 K:A:50:13:00	-do.- (NS)	#		
SW203	42:00:00 K:A:50:13:10	-do.- (NS)	#		
F 201 F 202	42:00:00 K:B:00:03:30	Fuse 1.0AT 250V	ヒューズ	J,R,A	
#	42:00:00 K:B:00:07:30	-do.- ⑤ 1.0AT 250V	#	E,G,B	
#	42:00:00 K:B:00:10:20	-do.- 1A 250V UL SS-2	#	U,C	
RF 201 RV 203	42:00:00 K:C:00:03:00	Reed Relay RL-6442-H132	リードリレー		
#	32:00:00 MZ:07:40:30	Connector Ass'y For E.Q.C.Board	E.Q.コネクタ Ass'y		
#	32:00:00 B:B:06:78:90	Bar 50mm(A)	ブスバー		
#	32:00:00 B:B:06:77:00	-do.- 100mm(B)	#		

※ : New Parts

Ref. No.	Part No.	Description	(部 品 名)	Markets	Remarks
	32 00 00 LB 20 09 00	Fuse Holder Pin J,R,U,A,C	ヒューズホルダーピン	J,R,U,A,C	
	32 00 00 LB 20 10 60	Fuse Holder Pin E,G,B	ヒューズホルダーピン	E,G,B	
	32 00 00 LB 30 08 50	Connector 3P			
	32 00 00 LB 40 06 20	--do.-- 4P			
	32 00 00 LB 50 03 40	--do.-- 5P			
	32 00 00 LB 10 01 10	Connector Pin RT0.7-1.3A	ダイヤモンドコネクタピン		
	32 00 00 NA 07 23 60	Tone Control Circuit Board	トーンコントロールシート		
	CS01 CS02	42 00 00 FA 15 43 00 Mylar Capacitor 0.03 μ F/50V MS(J)	マイラーコン		
	CS03 CS04	42 00 00 FA 15 41 30 --do.-- 0.013 μ F/50VMS(J)	#		
	CS05 CS06	42 00 00 FD 21 11 00 Polystyrene Capacitor Vert 10pF/50V	スチコンタテ型		
	CS07 CS08	42 00 00 FD 21 26 80 --do.-- 680pF/50V	#		
	CS09 CS10	42 00 00 FA 15 46 80 Mylar Capacitor 0.068 μ F/50V MS(J)	マイラーコン		
	CS11 CS12	42 00 00 FF 06 11 50 Polystyrene Capacitor Vert 15pF/125V	スチコンタテ型		
	CS13 CS14	42 00 00 FD 11 22 20 --do.-- 220pF/50V	#		
	CS15 CS16	42 00 00 FA 15 41 00 Mylar Capacitor 0.01 μ F/50V MS(J)	マイラーコン		
	CS17 CS18	42 00 00 FF 06 11 50 Polystyrene Capacitor Vert 15pF/125V	スチコンタテ型		
	CS19 CS20	42 00 00 FA 15 51 20 Mylar Capacitor 0.12 μ F/50V MS(J)	マイラーコン		
	CS21 CS22	42 00 00 FD 11 22 20 Polystyrene Capacitor Vert 220pF/50V	スチコンタテ型		
	CS23 CS24	42 00 00 FT 16 43 00 Polypropylene Film Capacitor 0.03 μ F (G)	ポリプロピレンフィルムコン		
	CS25 CS26	42 00 00 FT 16 52 00 --do.-- 0.2 μ F (G)	#		
	CS27 CS28	42 00 00 FT 17 53 30 --do.-- 0.33 μ F (F)	#		
	CS29 CS30	42 00 00 FT 16 31 80 --do.-- 0.0016 μ F (G)	#		
	CS31 CS32	42 00 00 FC 14 64 70 Mylar Capacitor 4.7 μ F/100V	マイラーコン		
	CS33 CS34	42 00 00 FT 17 42 70 Polypropylene Film Capacitor 0.027 μ F(F)	ポリプロピレンフィルムコン		
	CS35 CS36	42 00 00 FF 06 11 00 Polystyrene Capacitor Vert 10pF/125V	スチコンタテ型		
	CS41 CS42	42 00 00 FV 26 64 70 Electrolytic Capacitor Vert 4.7 μ F/50V	ケミコンタテ型		
	RS01 RS02	42 00 00 HU 57 91 00 Metal Film Resistor 1M Ω	金属被膜抵抗		
	RS03 RS04	42 00 00 HU 47 83 90 --do.-- 390K Ω	#		
	RS05 RS06	42 00 00 HU 57 89 20 --do.-- 820K Ω	#		
	RS07 RS08	42 00 00 HU 07 53 30 --do.-- 330 Ω	#		
	RS09 RS10	42 00 00 HU 07 61 50 --do.-- 1.5K Ω	#		
	RS11 RS12	42 00 00 HU 07 55 80 --do.-- 560 Ω	#		
	RS13 RS14	42 00 00 HU 07 52 70 --do.-- 270 Ω	#		
	RS15 RS16	42 00 00 HU 07 43 30 --do.-- 33 Ω	#		
	RS17 RS18	42 00 00 HU 07 64 70 --do.-- 4.7K Ω	#		
	RS19 RS20	42 00 00 HU 07 83 90 --do.-- 3.9K Ω	#		
	RS21 RS22	42 00 00 HU 07 64 70 --do.-- 4.7K Ω	#		
	RS23 RS24	42 00 00 HU 07 61 00 --do.-- 1K Ω	#		
	RS25 RS26	42 00 00 HU 07 62 70 --do.-- 2.7K Ω	#		
	RS27 RS28	42 00 00 HU 07 73 90 --do.-- 39K Ω	#		
	RS29 RS30	42 00 00 HU 07 52 20 --do.-- 220 Ω	#		
	RS31 RS32	42 00 00 HU 07 61 20 --do.-- 1.2K Ω	#		
	RS33 RS34	42 00 00 HU 07 71 50 --do.-- 15K Ω	#		
	RS35 RS36	42 00 00 HU 07 51 20 --do.-- 1.2K Ω	#		

※: New Parts

Ref. No.	Part No.	Description	(部 品 名)	Markets	Remarks
RE41 RE42	42 00 00 HU 07 82 20	Metal Film Resistor RE35 2.2K Ω	金属被膜抵抗		
RE43 RE44	42 00 00 HU 07 54 70	--do-- 470 Ω	"		
RE45 RE46	42 00 00 HU 07 52 20	--do-- 220 Ω	"		
RE47 RE50	42 00 00 HU 07 41 00	--do-- 10 Ω	"		
RE51 RE52	42 00 00 HU 07 41 50	--do-- 15 Ω	"		
RE53 RE54	42 00 00 HU 07 54 70	--do-- 470 Ω	"		
RE55 RE56	42 00 00 HU 07 52 20	--do-- 220 Ω	"		
RE57 RE58	42 00 00 HV 45 41 80	Fire Proof Resistor RDF25 18 Ω	不燃化カーボン抵抗		
RE59 RE62	42 00 00 HU 07 53 30	Metal Film Resistor RE35 330 Ω	金属被膜抵抗		
RE63 RE64	42 00 00 HU 07 67 60	--do-- 7.5K Ω	"		
RE73 RE74	42 00 00 HU 07 56 80	--do-- 680 Ω	"		
RE75 RE76	42 00 00 HU 07 49 10	--do-- 91 Ω	"		
RE77 RE78	42 00 00 HU 07 62 20	--do-- 2.2K Ω	"		
RE79 RE80	42 00 00 HU 07 72 00	--do-- 20K Ω	"		
RE81 RE82	42 00 00 HU 07 41 30	--do-- 13 Ω	"		
RE83 RE84	42 00 00 HU 07 55 10	--do-- 510 Ω	"		
RE85 RE86	42 00 00 HU 07 61 20	--do-- 1.2K Ω	"		
RE87 RE88	42 00 00 HL 32 63 90	Fixed Metal Oxide Film Resistor 2P 3.9K Ω	酸金抵抗		
RE89 RE90	42 00 00 HU 07 66 80	Metal Film Resistor RE35 6.8K Ω	金属被膜抵抗		
VR501 VR502	42 00 00 HY 00 07 70	Variable Resistor B220 CR-19R	メタルグレース VR		
VR503	42 00 00 HY 00 07 40	--do--	音管用 VR		
VR504	42 00 00 HY 00 07 60	--do--	TC用VR, TREBLE		
VR505	42 00 00 HY 00 07 60	--do--	" BASS		
TR501 (R504)	42 00 00 I C 20 88 00	Transistor 2SC2088 GR, BL	トランジスター		
TR502 TR506	42 00 00 I E 10 14 00	Deal FET 2SK150 GR	デュアルFET		
TR507 TR508	42 00 00 I A 09 41 00	Transistor 2SA941 GR, BL	トランジスタ		
TR509	42 00 00 I C 14 00 20	--do-- 2SC1400 E	"		
TR510 TR511	42 00 00 I A 07 50 20	--do-- 2SA750 E	"		
TR512 TR513	42 00 00 I A 09 12 10	--do-- 2SA912 Q, R	"		
TR514 TR515	42 00 00 I C 18 85 10	--do-- 2SC1885 Q, R	"		
TR516 TR517	42 00 00 I C 19 13 20	--do-- 2SC1913 Q	"		
TR518 TR519	42 00 00 I A 09 13 20	--do-- 2SA913 Q	"		
TR520 TR521	42 00 00 I F 00 00 40	Diode 1S1555	ダイオード		
DS07 DS08	42 00 00 I F 00 07 70	Varistor VD1212	バリスタ		
DS09 DS10	42 00 00 I F 00 05 70	Zener Diode HZ6C	ツェナーダイオード		
DS11 DS12	42 00 00 I F 00 07 70	Varistor VD1212	バリスタ		
SW501	42 00 00 KA 20 08 80	Lever Switch SL34207	レバー SW		
SW502 SW503	42 00 00 KA 20 05 40	--do-- SL34202	"		
	42 00 00 LB 20 13 90	2P Top Base Pin B2P-SHF-1AA	2Pベース付ポストトップ型		
	32 00 00 AA 09 46 30	Shield Plate	シールド板		
	32 00 00 BB 06 77 10	Bar	バスバーC		
	42 00 00 LB 10 01 10	Connector RTO.7-1.3A	ダイヤモンドコネクタピン		
	42 00 00 MI 06 83 60	Ribbon Wire UL2468 2P $l=280$	リボンワイヤー		
	42 00 00 MI 06 94 80	--do-- $l=175$	"		
	42 00 00 MI 06 72 20	--do-- $l=150$	"		

New Parts

Ref. No.	Part No.	Description	(部 品 名)	Markets	Remarks
	32 00 00 NA 07 18 90	MC Head Amp. Circuit Board	MC ヘッドアンプシート		
RA107 RA116 RA117	42 00 00 HU 07 41 00	Metal Film Resistor 10Ω	金属被膜抵抗		
RA217 RA218 RA219	42 00 00 HU 07 72 20	--do-- 22KΩ	#		
RA220 RA221 RA222	42 00 00 HL 32 61 00	Fixed Metal Oxide Film Resistor 2P 1KΩ	酸化抵抗		
RA223 RA224 RA322	42 00 00 HU 07 71 80	Metal Film Resistor 1.8KΩ	金属被膜抵抗		
	42 00 00 HU 07 63 30	--do-- 3.3KΩ	#		
TR130 TR131 TR132	42 00 00 LB 60 31 80	Connector	コネクタ		
TR133 TR134 TR135	42 00 00 D 07 86 00	Transistor 2SD786 Q,R,S or E	トランジスタ		
TR136 TR137 TR138	42 00 00 B 07 37 00	--do-- 2SB737 Q,R,S or E	#		
TR139 TR140 TR141	42 00 00 C 12 13 10	--do-- 2SC1213A C or D	#		
TR142 TR143 TR144	42 00 00 A 06 73 10	--do-- 2SA873A C or D	#		
	42 00 00 NA 07 19 00	Pin Jack Circuit Board	ピンジャックシート		
C101 C102 C103 C104	42 00 00 FS 11 41 00	Capacitor For SBL 0.01μF/50V(V)	SBL コン		
	42 00 00 FS 11 42 20	--do-- 0.022μF/50V(V)	#		
	32 00 00 AA 08 15 40	Rear Shield	リヤシールド		
	42 00 00 LB 30 08 80	Gold Plated Connector 3P	コネクタ 3ピン金メッキ		
	42 00 00 LB 40 05 30	--do-- 4P	#		
	42 00 00 LB 50 03 50	--do-- 5P	#		
PJ103	42 00 00 LB 40 05 50	Gold Plated Pin Jack 4P	ピンジャック金メッキ		
PJ101	42 00 00 LB 60 28 30	--do-- 8P	#		
PJ102	42 00 00 LB 50 28 40	--do-- 10P	#		
	32 00 00 AA 09 46 50	PJ Shield	PJ シールド		
	32 00 00 CB 06 88 80	Plastic Rivet	プラスチックリベット		
	32 00 00 NB 08 83 10	Accessories Ass'y	付属品 Ass'y		